

# Product Warranty & Important Information

## Read and Follow the Molding and Heating instructions that are included.

Your DITH™ Miracle Splint PRO is warranted against defects found in material and/or workmanship for six months when used in accordance with generally accepted medical use and in accordance with the instructions provided by DITH. Alteration to, misuse of, or failure to maintain use pursuant with the provided directions from DITH™ and your medical treating professional shall void this warranty. Normal wear and tear during the usage of a product is not considered a defect.

If it is determined that a return or replacement of the product is appropriate, instructions will be provided as to how to do so. If the product is unused and a request is made for return, it must be in the original packaging and in new resalable condition or no refund can be given. No merchandise is returnable without first obtaining company authorization.

## Important Information to Read

As with any medical device, if you develop any new pain symptoms, you should contact your treating medical professional immediately. Symptoms such as pain, numbness, tingling, burning, chafing or irritation of the skin and progressive stiffness are not normal.

Doctor in the House™ makes every effort to ensure the accuracy and completeness of information provided with this product. Doctor in the House™ disclaims any liability or responsibility for injury or damage to persons or property which is incurred as a consequence, directly or indirectly, of the use and application of The DITH™ Miracle Splint PRO.

It is the users responsibility to know and follow local care protocol as provided by the medical advisors directing the system to which he or she belongs. Also, it is the reader's responsibility to stay informed of changes in the treatment of upper extremity injuries. Medicine is an ever changing science. In view of the possibility of human error or changes in medical science, neither the founders, employees or any other party who has been involved in the preparation or production of The DITH™ Miracle Splint PRO product warrant that the design and information contained herein is in every respect accurate or complete and they are not responsible for any errors, omissions, defects or injuries from the results obtained from the use of information or The DITH™ Miracle Splint PRO. Users are encouraged to confirm the information contained herein with other sources.

Patents 9,173,764. D779,075. Patents Pending PDAC L3916



1515 Dekalb Pike  
Suite 100A  
Blue Bell, PA 19422  
610-277-1990 x 151



## THE DITH™ MIRACLE Splint PRO

### The Answer to Every Hand/Wrist Problem:

*Carpal Tunnel, Arthritis and Repetitive Strain*

- Heals 50% of patients without surgery
- Treats hand, wrist and forearm injuries
- Dynamic, hinged and customizable design
- Just heat your Miracle Splint Pro in the microwave, put it on, and it custom molds to your hand and wrist

### The Ultimate Treatment Miracle!

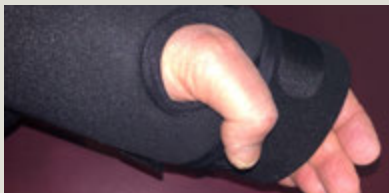


[www.docinthehouse.com](http://www.docinthehouse.com)

## What is the DITH™ Miracle Splint PRO?

### Custom Molds To Fit You Like A Glove

- Invented & tested by an orthopaedic hand surgeon to heal patients without surgery
- Dynamic splinting for zone 2, 3, 4 tendon injuries
- Treats fractures, tendinitis and arthritis
- Heals with heat, massage and protected motion
- Locking hinge to treat wrist ligament injuries




### Indications For Use:

- Arthritis and Tendinitis of the hand and wrist
- Carpal Tunnel, Trigger Fingers
- Tennis Elbow
- Fractures of the Hand and Wrist
- Tendon Injuries
- Post Operative Tendon Injury
- Ligament Injury


## How to use your Miracle Splint PRO?

### Using your Miracle Splint Pro is as easy as 1, 2, 3



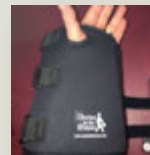
#### Step 1:

Remove Miracle Splint Pro splint from packaging and use velcro straps to adjust to your injured area. For less rigid support, remove pieces B and C from the bottom flap.



#### Step 2:


Place Miracle Splint Pro in microwave oven for 60 seconds. Make sure temperature is not too hot before slipping your thumb and hand in splint. Tighten the straps.



#### Step 3:

Rest your hand and forearm palm down on a table for 60 seconds to custom mold to your hand and wrist.

**YOU'RE ALL SET!**



### Optional Night Rest

Simply slide out piece A, insert the long end of piece D, secure the flap and slide in your hand and fingers to rest on the night rest!



Shown with optional night rest for arthritis

Please refer to included DVD and your medical professional for hinge and dynamic traction.